






HOLIDAY

HOMEWORK




CLASS 5

NOTE

- All the holiday homework should be done in the scrap book.
 - Each subject's holiday homework carries 5 marks
 - Last Date of submission: - 08/07/2025.
 - Marks will be added in the Report card.
- 

SCIENCE

Draw a well labelled diagram of Digestive system in your Scrapbook and note down the functions of all the Organs.



MATHEMATICS

First Activity :-

 **Shopping Smart**

Make a fake shopping list with 10 items.

Look up prices .

Calculate total cost, discount (if any), and change from ₹1000.

Second Activity :-

 **Measuring the World**

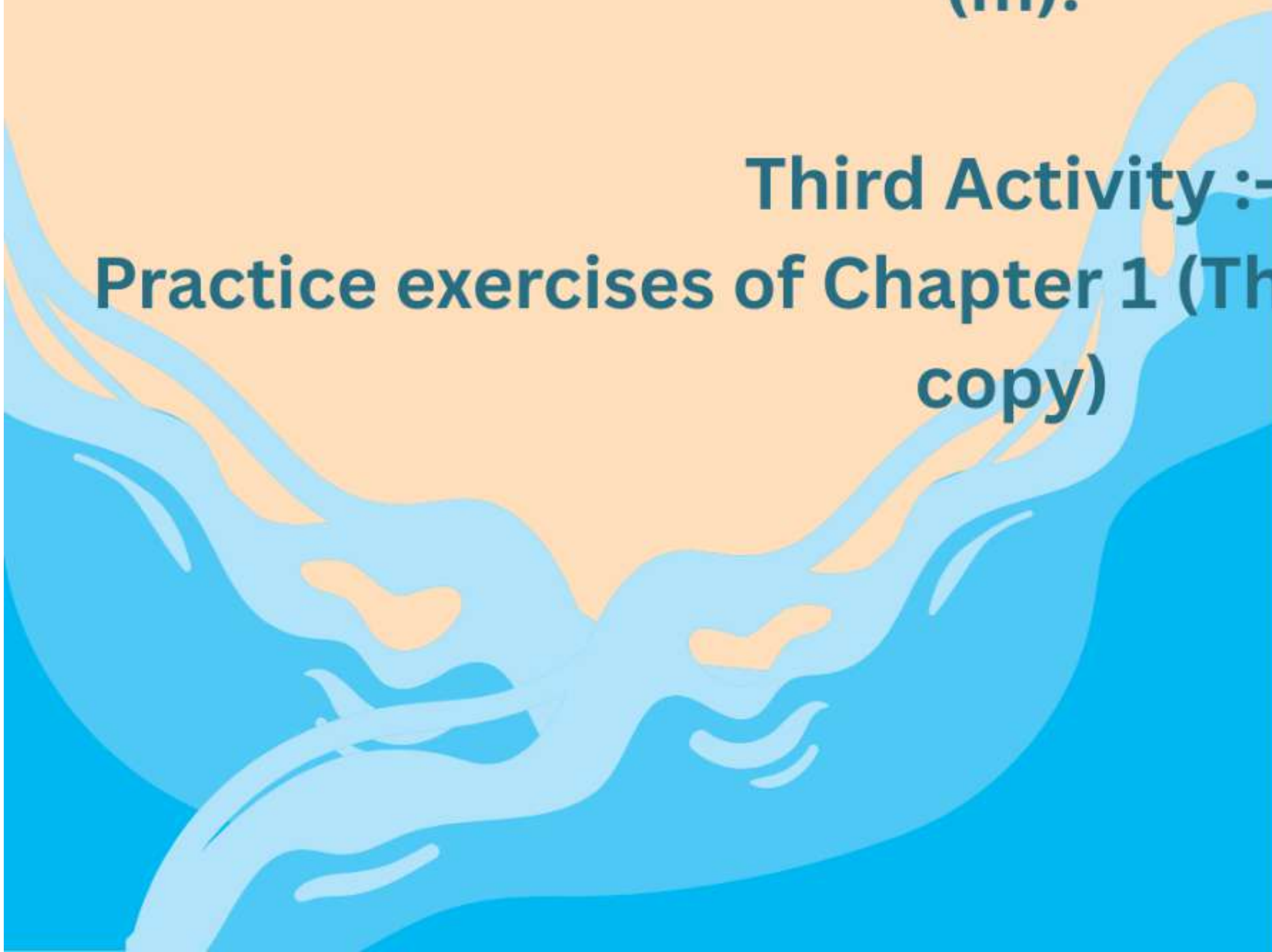
Measure the height and width of 5 items in your home (table, fridge, bed, etc.) in cm.

Convert them into meters.

Make a table with item name, length (cm), and length (m).

Third Activity :-

Practice exercises of Chapter 1 (The Fish Tale) (Rough copy)




हिन्दी

हिन्दी ग्रीष्मकालीन गृहकार्य कक्षा-पाँच

- ◆ अपनी कक्षा-कॉपी में पुस्तक नवयुग हिन्दी व्याकरण पृष्ठ संख्या (95) ईद पर सुन्दर व साफ़ अनुच्छेद लिखिए ।
- ◆ अपनी कक्षा-कॉपी में पाँच-पाँच द्वित्वव्यजन और संयुक्ताक्षर के शब्द सुंदर लेख में लिखिए।
- ✎◆ P.T-1 के सभी लिखित कार्य को अपनी रफ़-कॉपी में लिखकर याद कीजिए।

URDU

ہمارا پیارا وطن (ہندوستان) پر دس
(10) جملے لکھئے اور ترنگے کی تصویر
_ بنا کر رنگ بھرئیے



ENGLISH

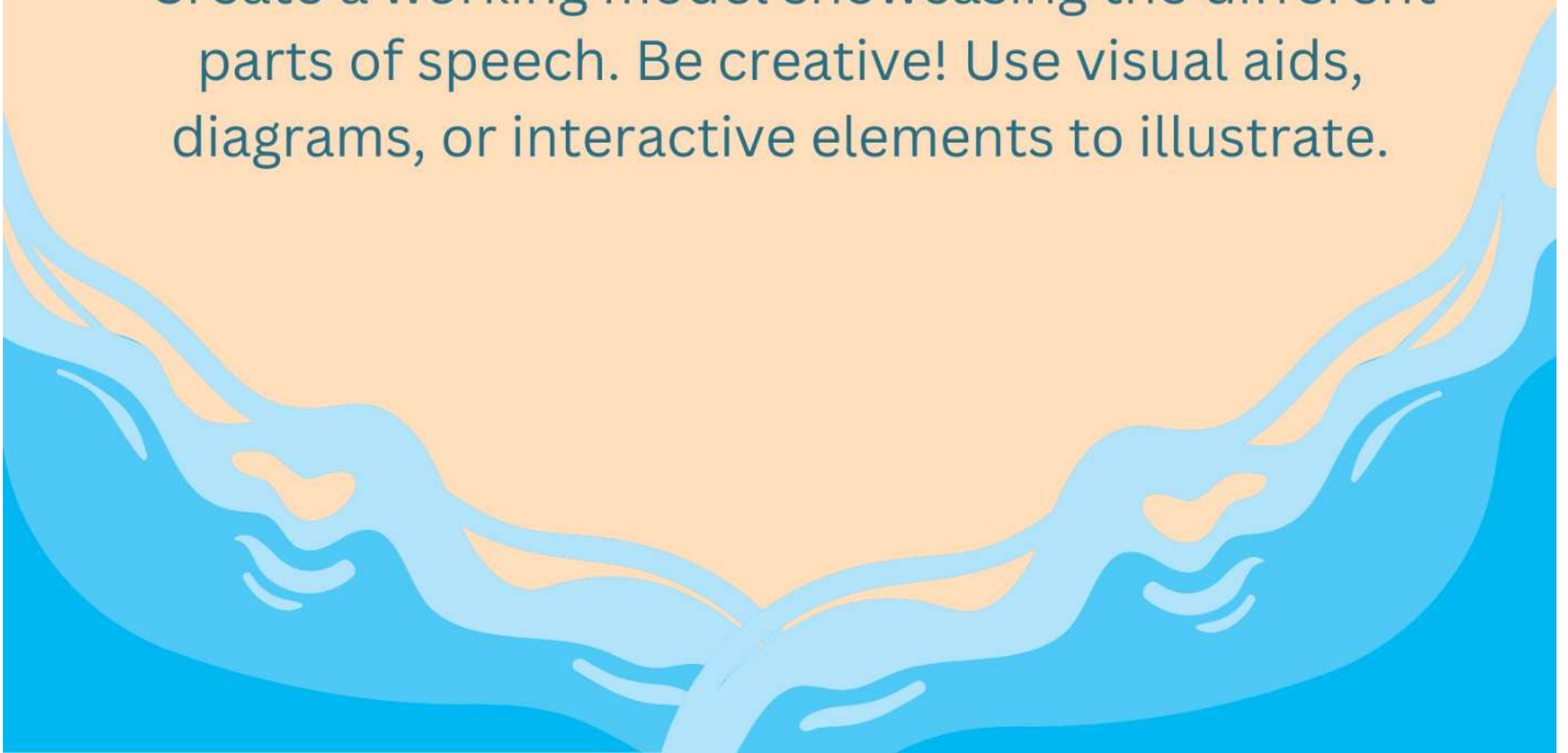
★ Hello Super Students! ★

As the holiday season approaches, it's time to sprinkle a little magic into your holiday homework! 🎨

Think of this as your chance to explore, create, and let your imagination run wild. Whether it's crafting a story, designing a project, or diving into a new book, make it fun and exciting!

Remember, the goal is to learn and enjoy. 😊😊

"Create a working model showcasing the different parts of speech. Be creative! Use visual aids, diagrams, or interactive elements to illustrate.



ENGLISH

We are thrilled to announce that your hard work, creativity, and innovation will be on full display at the upcoming School Exhibition! This is your moment to shine and proudly present your model to parents, teachers, and fellow students.

Your model is not just a project—it's a reflection of your imagination, effort, and understanding. Be confident, be clear, and most importantly, enjoy the experience of sharing your ideas with others.

Let your model speak for your passion, and let your voice represent the future!

Topics for the models are as follows:-

- Roll.no. 1 to 10 - Degree of Comparison.
 - Roll.no. 11 to 20 - Tenses.
- Roll.no. 21 to 30 - Kinds of Sentences.
 - Roll.no. 31 to 40 - Conjunctions.
 - Roll.no. 41 to 50 - Adverbs.

ENGLISH

Points to remember:-

1. Project/Model and Homework Submission: The project or model will be submitted on 20th of July.
(No extension will be given)
2. Reference Video: A video will be shared with you all to guide for the project or assignment.
3. Marks Allocation: Marks will be allocated when students submit their model. The best models will be displayed in English exhibition.
4. Prize for Best Holiday Homework: The best English model will be awarded a prize.
5. Vocabulary Words: Students are expected to learn vocabulary words, possibly with the requirement to write them twice in their scrapbook.

Note:- Kindly prepare yourself for the English Elocution also as the poems has been provided to you all.

S.St

YOU HAVE TO DO BOTH THE PROJECT

Topic 1

Save Our Earth

Make a campaign poster

What to include:

Choose one topic from these:

- 1- Pollution (air, water, land, or noise)**
- 2- Recycling (using waste materials in a useful way)**
- 3- Global warming (Earth getting hotter)**
- 4- Water conservation (saving water)**

INSTRUCTIONS

🌸 **Make a poster to tell people how to take care of our Earth.**

🌸 **Use drawings, slogans, or facts to make your poster interesting.**




S.St

Topic -2

INTERACTIVE GLOBE

- 🌸 Use Pushpins or small flags (to mark places)
- 🌸 Paint the ball blue (like water)
- 🌸 Use a marker to draw shapes of continents (Asia, Europe, etc.).
- 🌸 Mark some countries with borders.
- 🌸 Use pushpins or small paper flags to mark countries or important places.
- 🌸 You can use string to connect places if you want



The background is a textured, light brown surface resembling sand. It is decorated with various summer-themed illustrations: a blue and white life preserver in the top left, a blue starfish in the top center, a blue seashell in the top right, a pair of blue flip-flops on the left, a white starfish with blue dots on the right, a blue seashell in the bottom right, and a pair of yellow and blue striped flip-flops at the bottom. Stylized blue waves are at the very bottom. The text "THANK YOU" is written in a large, dark blue, hand-drawn font in the center.

THANK
YOU

**ENJOY YOUR
SUMMER BREAK!**