

# AL-BARKAAT PUBLIC SCHOOL



AL-BARKAAT PUBLIC SCHOOL (+2)  
(Affiliated to CBSE, Affiliation No.2130776)

## SUMMER

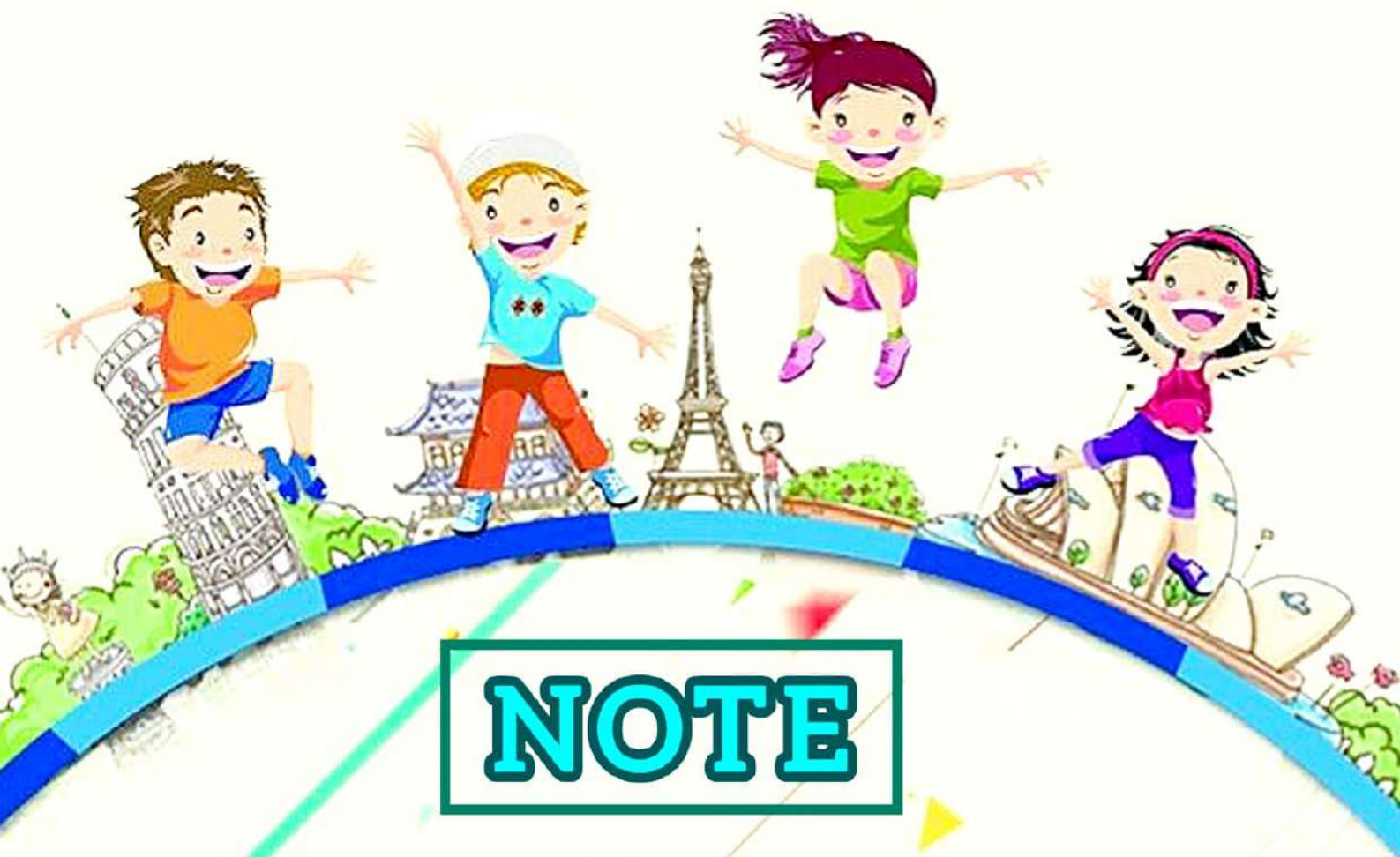
# HOLIDAYS HOMEWORK

## CLASS

# 3







# NOTE

- All the holiday homework should be done in the scrap book.
- Each subject's holiday homework carries 5 marks.
- Last Date of submission: 08/07/2025.
- Marks will be added in the Report card.

# MATHEMATICS

## ✿ Activity ✿

Draw a Place Value Chart  
up to Ten-Thousand on  
a white A4 sheet

Practice exercises of  
Chapter 1  
( what's in a name ?)\*



The page is decorated with various science and biology-themed illustrations. On the left, there is a red anatomical diagram of a heart, a green Erlenmeyer flask containing blue liquid, a green plant branch, a small green box with a blue circle, and the chemical formula  $H_2O$  in large blue letters. At the bottom left are several test tubes with colored liquids. In the center, a large rounded rectangle contains the word 'Science'. To the right, there is a yellow box with a large 'C' and the text 'Carbon' and '12.011', a green plant in a brown pot, a DNA double helix structure, a bee, and a blue microscope. At the bottom right is a round-bottom flask with orange liquid. A pink box with a large 'Ca' and the text 'Calcium' and '40.08' is at the bottom center.

# Science

Draw a Balanced diet  
plate in your  
Scrapbook and  
mention the names of  
the nutrients also.



# SOCIAL STUDIES

YOU HAVE TO DO BOTH  
THE PROJECT

## TOPIC 1

👉 Make a simple 3D model of any one type of house (like an igloo using cotton, or a hut using matchsticks, etc.)

Also, come prepared with some lines on it.

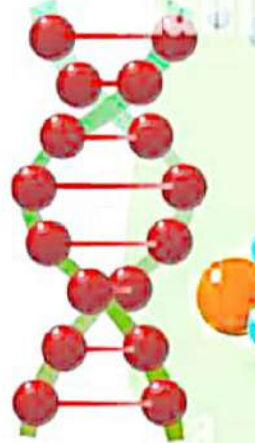
## \*Topic 2\*

☀️ Create a colorful model or drawing of the solar system.


☀️ Label all 8 planets and highlight Earth.

\*Note:\* Make sure to prepare 4-5 lines about it as well, so that you can give a short presentation in class explaining your topics.

C  
Carboneum  
12.011



H<sub>2</sub>O



40.08  
20





# ENGLISH

☀ Hello Super Students! ☀

As the holiday season approaches, it's time to sprinkle a little magic into your holiday homework! 🎨 ✨

Think of this as your chance to explore, create, and let your imagination run wild. Whether it's crafting a story, designing a project, or diving into a new book, make it fun and exciting!

Remember, the goal is to learn and enjoy. 😊 😊

"Create a working model showcasing the different parts of speech. Be creative! Use visual aids, diagrams, or interactive elements to illustrate.

We are thrilled to announce that your hard work, creativity, and innovation will be on full display at the upcoming School Exhibition! This is your moment to shine and proudly present your model to parents, teachers, and fellow students.



Your model is not just a project—  
it's a reflection of your imagination,  
effort, and understanding. Be  
confident, be clear, and most  
importantly, enjoy the experience of  
sharing your ideas with others.

Let your model speak for your passion,  
and let your voice represent the future!

Topics for the models are as follows:-

- Roll.no. 1 to 10 - Gender.
- Roll.no. 11 to 20 - Pronouns.
- Roll.no. 21 to 30 - Prepositions.
- Roll.no. 31 to 40 - Irregular Plural.
- Roll.no. 41 to 50 - Question Words.

Points to remember

1. Project/Model and Homework Submission:  
The project or model will be submitted on  
19th of July. ( No extension will be given)
2. Reference Video: A video will be shared with  
you all to guide for the project or assignment.
3. Marks Allocation: Marks will be allocated  
when students submit their model. The best  
models will be displayed in English exhibition.
4. Prize for Best Holiday Homework: The best  
English model will be awarded a prize.
5. Vocabulary Words: Students are expected to  
learn vocabulary words, possibly with the  
requirement to write them twice in their  
scrapbook.



# हिंदी ग्रीष्मकालीन अवकाश हेतु गृहकार्य

कक्षा कार्य कॉपी पर अपनी प्रधानाचार्या को बीमारी के कारण अवकाश हेतु प्रार्थना पत्र लिखिए।

कॉपी पर कराए कार्य को याद करिए और व्याकरण पुस्तक से पाठ 1 और 2 के सभी अभ्यास को याद करिए।



# URDU

پانچ پھولوں اور پانچ پھلوں کی  
تصاویر بنا کر رنگ بھرئیے اور ان  
کے نام بھی لکھئے -



**Thank you**

**Enjoy your summer break**

